

2012 EDITION

TRENDS

IN NORTHWEST GIVING

A comprehensive
report on giving
in our region





TO OUR FRIENDS

Two years ago, we reported that contributions from foundations and corporations to the region's nonprofits reached \$1.3 billion in 2008, a new high for organized philanthropy in our region. But even as we reported this impressive number, we knew that the recession was dramatically changing the upward trajectory of philanthropy. In this edition of *Trends in Northwest Giving*, we explore organized philanthropy's response to the worst economic news in the country since the Great Depression.

The 2012 edition of *Trends in Northwest Giving* captures more than \$1.08 billion made to the Northwest in 2010. This is a 23.5% decline from the numbers reported in 2008.¹ When the Bill & Melinda Gates Foundation's data is removed, the decline is less dramatic at 13.5%. (The Bill & Melinda Gates Foundation's effect on the numbers is predominantly explained by variations in the international health category.) In either case, the reported decline is significant. Nonetheless, we believe it is equally important to highlight that giving reported in 2010 was 20% higher than giving reported in 2006 when excluding the Bill & Melinda Gates Foundation, and 6% lower than in 2006 when including it.²

Other trends we explore in this report:

- Post-recession reductions in capital grants;
- The continuing prevalence of small grants: more than half smaller than \$10,000;
- Increased regionalism suggested by the number of foundations and corporations that are funding in multiple Northwest states;
- A 16% increase in dollars to Indian Country at a time when most categories are down.

The data also reminds us that a single individual can make a big difference in the philanthropic landscape. While our data reflects the activities of organized philanthropy (less than 20% of all giving according to *Giving USA*) and does not report individual giving patterns, we do capture donor-advised funds at community foundations. This year a donor-advised fund at the Silicon Valley Community Foundation distributed approximately \$44 million dollars in the Northwest.

Finally, we want to thank the foundations and corporations who shared their grantmaking information with us, and the Foundation Center, whose team assisted our staff in coding thousands of grants. Without this help, we could not deliver our report.

Sincerely,

Carol Lewis
CEO, Philanthropy Northwest

KEY FINDINGS

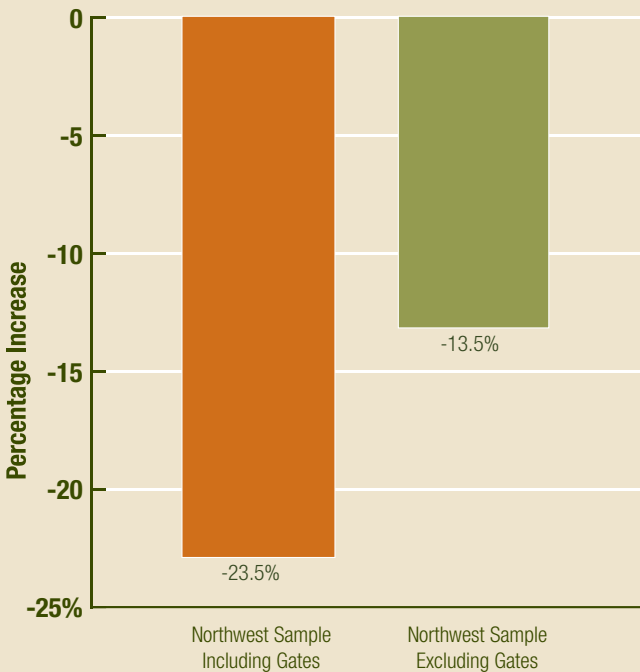
The 2012 *Trends in Northwest Giving* report analyzed 19,066 grants to Northwest nonprofits from 316 funders in 2010, totaling \$1,083,916,998.³

1.

Dollars to the Northwest decreased by 23.5% in 2010.⁴

- Total dollars from the 248 funders that reported in both 2008 and 2010 decreased from \$1.2 billion to \$929 million.
- Excluding the Bill & Melinda Gates Foundation from both 2008 and 2010, grant dollars to the Northwest decreased by 13.5% from \$843.8 million in 2008 to \$729.8 million in 2010.
- When analyzing grantmaking from 504 large national funders reporting in both 2008 and 2009, the Foundation Center found that total giving fell 14.2%.⁵

Decline in Northwest Funding, 2008 to 2010



¹ When comparing the 248 funders that reported in both years and not raw numbers.

² When comparing the 147 funders that reported consistently between 2006, 2008 and 2010.

³ All percentages are based on actual numbers and not rounded figures.

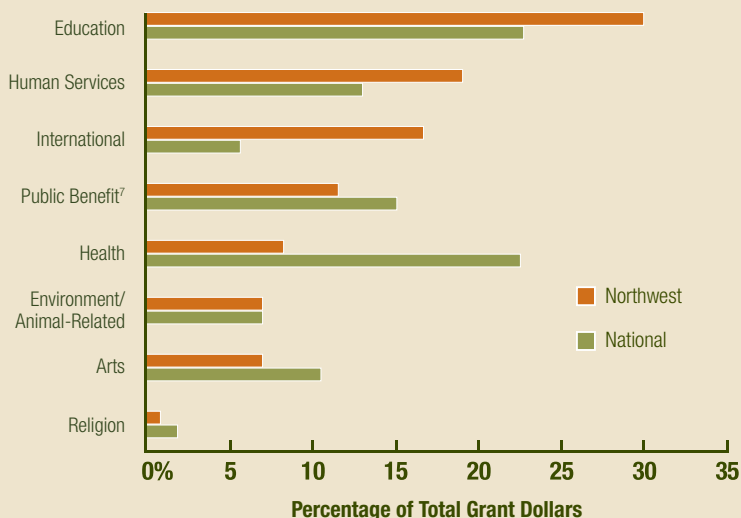
⁴ When comparing the 248 funders that reported in both years.

⁵ Source: the Foundation Center, *Foundation Giving Trends*, 2011. Grants of \$10 million or more were included in the analysis.

2. Sixty-five percent of all dollars to the region were directed to Education, Human Services, and International grants.

- Funders to the Northwest gave a higher proportion of grant dollars to Education (30% vs. 23%), Human Services (18% vs. 13%) and International causes (17% vs. 8%) than grantmakers nationwide.
- The largest grant in 2010 was a \$41.8 million grant to the University of Oregon Foundation from the Silicon Valley Community Foundation.

Grant Dollars by Subject Area, Northwest vs. National 2010⁶

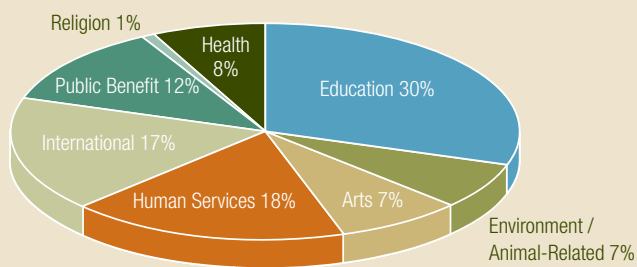


3. Education received 30% of dollars granted in 2010.

- Funders to the Northwest gave \$318 million to Education in 2010.
- Of Education dollars, 70% supported higher education, 14% supported K-12 education, 8% supported educational services such as after-school programs and education policy advocacy, and 4% supported public libraries. The remaining 4% supported scholarships, adult education, and vocational and technical schools.

Northwest Grant Dollars by Subject Area, 2010

Total Dollars: \$1,083,916,998



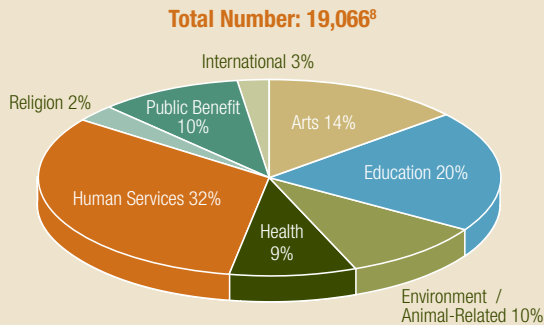
⁶ National figures are based on the Foundation Center, *Foundation Giving Trends*, 2011.

⁷ The Public Benefit category includes the following types of organizations: civil rights and social advocacy, community improvement and capacity building, government and public administration, leadership development, military and veterans organizations, philanthropy and volunteerism, public utilities and telecommunications, social science, science and technology, Tribal councils and associations, and transportation.

4. Nearly 6,100 grants supported Human Services.

- Northwest funders gave a greater proportion of grants to Human Services organizations than did national funders (32% vs. 27%).
- The United Way of King County was the largest funder of Human Services organizations in the region, contributing a total of nearly \$22 million across 117 grants.
- Eighteen percent of Human Services grants supported multipurpose organizations such as YMCA and YWCA, The Salvation Army, and Catholic Community Services.

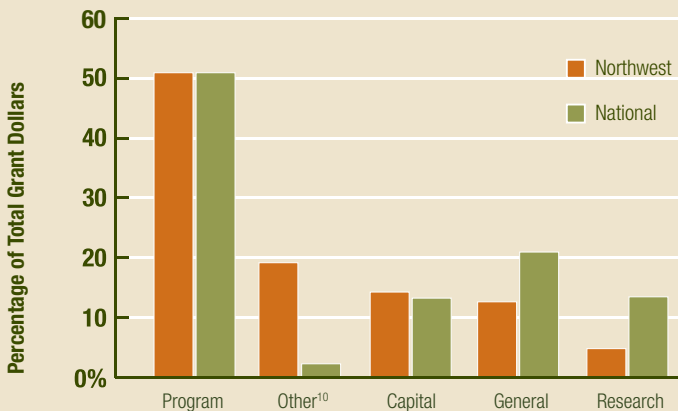
Northwest Number of Grants by Subject Area, 2010



5. Fifty-one percent of grant dollars supported specific programs – consistent with national trends.

- Fourteen percent, or \$154 million, of dollars to the Northwest provided capital support, similar to national trends. This proportion represents a considerable decline from 2008, when capital support constituted 21%, or \$277 million, of dollars to the region.
- Twelve percent of dollars to the Northwest provided general operating support, which was significantly lower than national averages.
- National funders were significantly more likely to support research than Northwest funders.

Grant Dollars by Type of Support, Northwest vs. National 2010⁹



⁸ Total includes 29 uncategorized grants.

⁹ National figures are based on the Foundation Center, *Foundation Giving Trends*, 2011. Data is based on grants of \$10,000 or more made by a sample of 1,384 foundations in 2009.

¹⁰ Other types of support include student aid, income development, management and technical assistance, and non-specified funds.

TRENDS OVER TIME

This section analyzes grants to Northwest nonprofits from 147 funders reporting consistently in 2004, 2006, 2008 and 2010. Grants from these funders accounted for 68% of total dollars in 2010.

1. Giving to the Northwest grew more than \$142 million from 2004 to 2010.

- Giving to Northwest nonprofits from 147 funders grew 24% since 2004. Excluding the Bill & Melinda Gates Foundation, giving to Northwest nonprofits grew 43% during the same period.
- Despite the steep decline in giving from 2008 to 2010 previously mentioned in this report, we found that total giving in 2010 was close to prerecession levels.



2. The median grant size is less than \$10,000.

- Contributions from grants less than \$10,000 declined from \$25.3 million in 2004 to \$20.7 million in 2010.
- The percentage of grants greater than \$10,000 rose from 32% of all grants in 2004 to 47% of all grants in 2010.
- The number of grants greater than or equal to \$1 million increased from 2004 to 2010 (58 vs. 101).

Median Grant Amount¹¹

2004	\$7,000
2006	\$5,000
2008	\$7,500
2010	\$8,000

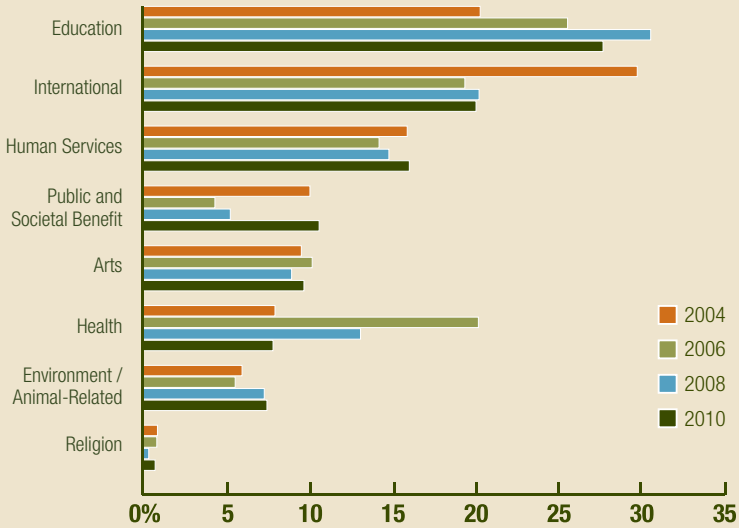
¹¹ Data analyzed in 2010 and 2008 excludes all grants under \$1,000. Grants under \$1,000 were excluded from the 2004 and 2006 datasets for the purposes of this report. Nonetheless, due to some anomalies in the data reporting, the median may actually be lower than the \$8,000 reported.

3.

Giving to Education grew 63% in six years.

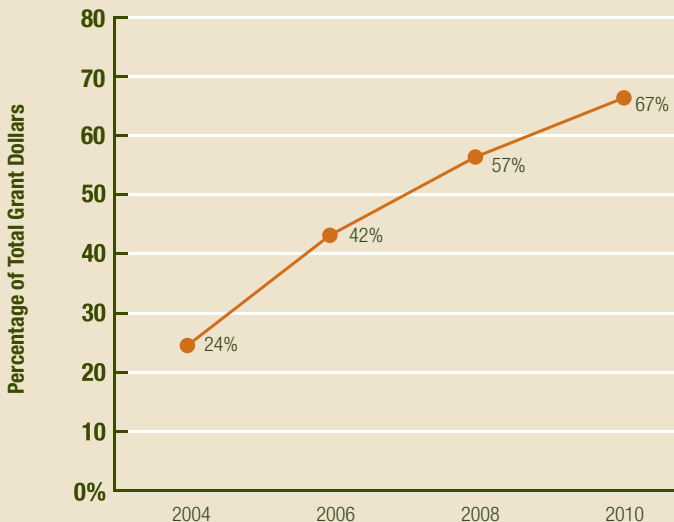
- Education grew from 20% of total dollars in 2004 to 28% in 2010. Grant dollars supporting Education increased from \$121 million in 2004 to \$197 million in 2010.

Proportion of Grant Dollars by Subject Area, 2004 to 2010



- The proportion of Education funds awarded to higher education continues to rise. In 2004, higher education represented 24% of Education funds in the matched data set compared to 67% in 2010.

Proportion of Total Education Dollars Allocated to Higher Education, 2004 to 2010



4. Dollars targeted to Tribes and local government grew significantly.

- Total giving to Tribal government councils and Native American villages increased 258% from \$1.3 million in 2004 to \$4.8 million in 2010.
- Dollars targeted to local government and public administration increased by 879% from \$600,000 in 2004 to \$5.8 million in 2010.

5. Total giving to Community Improvement and Economic Development is up post-recession.

- Dollars targeted to community improvement and economic development increased 43% from \$28.7 million in 2008 to \$41.1 million in 2010.¹²
- Within this category, the proportion of dollars from funders located outside of the region increased considerably from 33% in 2008 to 53% in 2010.
- The Northwest Area Foundation (MN) was the largest funder, awarding \$18 million for small business development, social entrepreneurship and poverty reduction programs.
- National funders made several large grants to the sector. The Annie E. Casey Foundation (MD) awarded \$1.4 million to the White Center Community Development Association (WA). The W.K. Kellogg Foundation (MI) contributed \$900,000 to the Native American Community Development Corporation (MT) for rural financial services.

Top Five Community Improvement and Economic Development Funders, 2010

Rank	Recipient	Total Received
1	Northwest Area Foundation (MN)	\$17,503,853
2	Rasmuson Foundation (AK)	\$5,181,842
3	Paul G. Allen Family Foundation (WA)	\$2,060,000
4	Meyer Memorial Trust (OR)	\$1,851,860
5	The Annie E. Casey Foundation (MD)	\$1,396,300

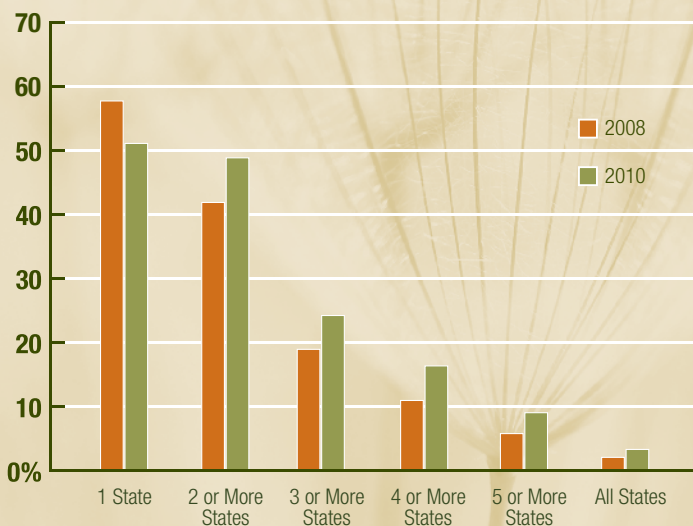
¹² Among the 248 funders that reported in both 2008 and 2010.

REGIONAL GIVING

NORTHWEST FUNDERS MOST IMPORTANT

- Eighty percent of dollars to Northwest nonprofits came from Northwest foundations and corporations in 2010, a decline from 87% in 2008. This shift is largely explained by one donor advised fund in California that awarded approximately \$44 million in grants to Northwest nonprofits.
- Nine of the top ten funders to the region in 2010 were located in the Northwest (see page 9).
- Forty-nine percent of foundations responding in 2010 funded in more than one state (up from 42% in 2008), and 24% funded in three or more states compared to 19% in 2008.
- Washington nonprofits received a lower percentage of total funding to the Northwest than in previous years (65% in 2004 vs. 48% in 2010).

Proportion of Funders Giving to Multiple Northwest States, 2008 and 2010



INDIAN COUNTRY

GIVING INCREASED 16% IN TWO YEARS

- Giving to Native populations composed 2% of grant dollars in 2010, or \$19 million. This figure represents a 16% increase in dollars to Indian Country compared to 2008.
- Total giving to Tribal government councils and Native American villages increased 258% from \$1.3 million in 2004 to \$4.8 million in 2010.
- Forty-one percent of total dollars supporting Native populations were given in Alaska.
- Nearly 25% of all dollars to Indian Country were from the Rasmuson Foundation, including a \$2 million award to the University of Alaska Foundation for a Native American science and engineering program.
- Fifteen percent, or \$3 million, targeted urban and rural economic development and community capacity building.

Top Five Recipient Organizations, Indian Country 2010

Rank	Recipient	Total Received
1	University of Alaska Foundation (AK)	\$2,000,000
2	Salish Kootenai College (MT)	\$1,437,513
3	Native Arts and Cultures Foundation (WA)	\$1,335,000
4	Opportunity Link, Inc. (MT)	\$1,000,000
5	Native American Community Development Corporation (MT)	\$900,000

“Native communities bring their own expertise and philanthropy to every project we collaborate on, whether our role is information, helping make connections, or providing funding support.”

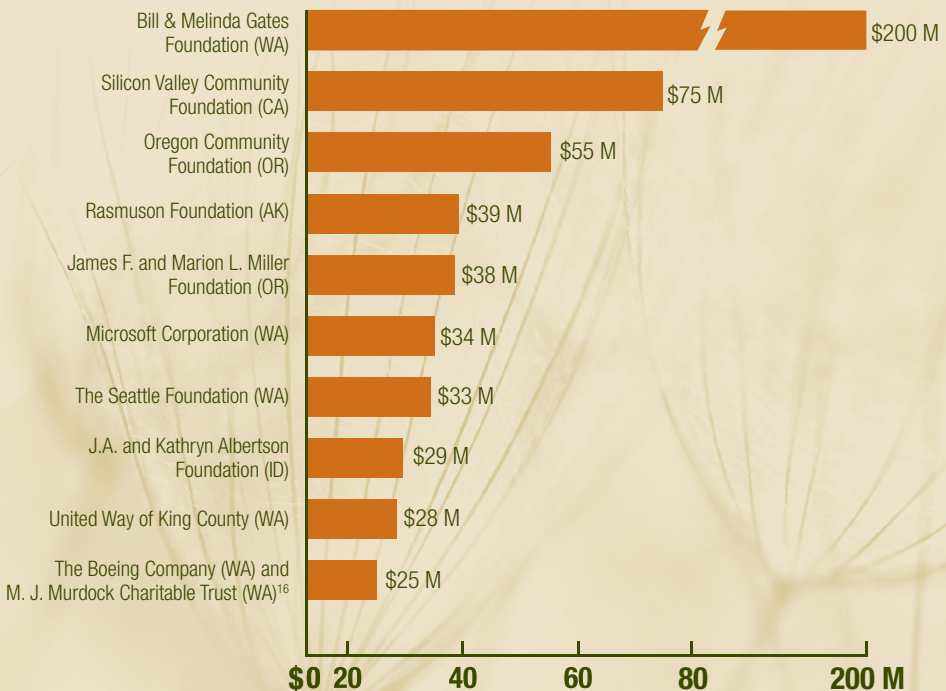
*Diane Kaplan, President
Rasmuson Foundation*

LARGE FUNDERS

23 FUNDERS GAVE MORE THAN \$10 MILLION EACH

- These 23 funders account for 71% of total grant dollars to the region.
- Grants from the top ten foundations composed 49% of total giving to the Northwest in 2010.
- Seven funders gave individual grants of more than \$10 million to Northwest nonprofits in 2010: the Bill & Melinda Gates Foundation, Silicon Valley Community Foundation, the James F. and Marion L. Miller Foundation, NoVo Foundation, the Northwest Area Foundation, the Wyss Foundation, and the Micron Foundation.
- The Bill & Melinda Gates Foundation gave nearly \$200 million to the Northwest in 2010, equaling 18% of dollars.

Top Ten Funders to the Northwest, 2010^{13, 14, 15}



¹³ NoVo Foundation (NY), which contributed \$30 million to the Nike Foundation (OR) for The Girl Effect project, is not included in the top ten since all funds were directed to Rwanda, Ethiopia and Nigeria.

¹⁴ Microsoft giving to the region totals \$74 million when in-kind donations and software matches are included. The figure presented here includes only cash donations and matching gifts. If in-kind donations were included, Microsoft would be the second largest funder located in the region.

¹⁵ Community foundation total dollars and rankings are based on donor advised funds, discretionary community grants and designated funds for specific charities and programs.

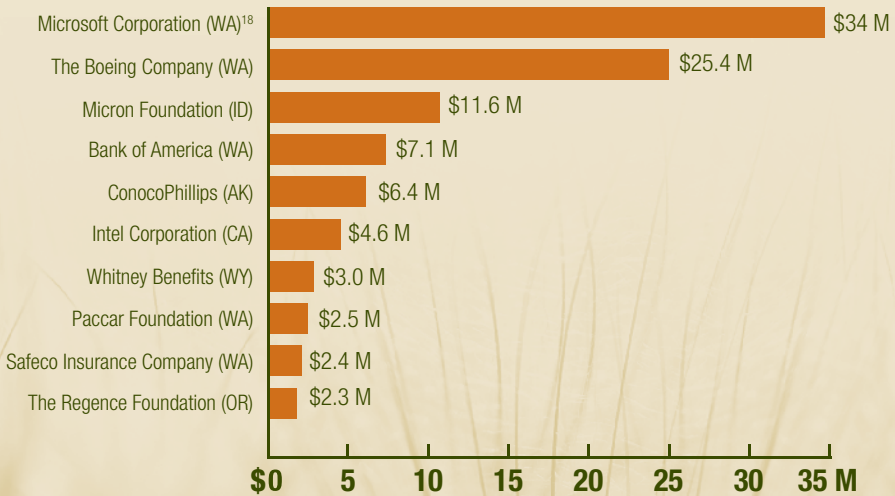
¹⁶ The Boeing Company and the M. J. Murdock Charitable Trust each gave approximately \$25 million in 2010.

CORPORATE GIVING

\$111 MILLION IN GRANTS

- Total dollars from corporations grew 35% from 2004 to 2010.¹⁷
- Corporate giving increased dramatically in Oregon, Washington and Idaho and remained relatively flat in Montana and Wyoming from 2008 to 2010. Alaska experienced a steep reduction in corporate giving from \$21.4 million in 2008 to \$7.6 million in 2010. Giving from ConocoPhillips (AK) declined 48%, from \$12.3 million to \$6.4 million. Support from the BP Foundation (TX) declined 83%, from \$6.4 million to \$1.1 million.

Top Ten Corporate Funders to the Northwest, 2010



“We believe that corporate support for the local community from education to arts, human and social services is important, and our work in the region reflects that belief. Microsoft and our employees have formally supported community organizations since 1983.”

*Akhtar Badshah, Senior Director of Citizenship and Public Affairs
Microsoft Corporation*

¹⁷ When comparing funders that reported consistently in 2004, 2006, 2008 and 2010. In-kind donations are not included.

¹⁸ Microsoft cash matching totaled \$24.5 million, or 72% of total dollars the region.

COMMUNITY FOUNDATION GIVING

MORE THAN \$200 MILLION GRANTED

- Grants from community foundations represented 17% of dollars to the Northwest in 2010, second only to contributions from private foundations.
- Dollars declined 27% from 2008 to 2010, which is largely a result of decreased earnings on endowments according to several community foundations.¹⁹
- More than 50% of community foundation dollars supported Education and 17% supported Human Services.
- The high proportion of dollars to Education is largely the result of grants from donor-advised funds.²⁰
- A single Silicon Valley Community Foundation donor-advised fund gave grants that exceeded 12% of total giving to Oregon. The largest of these grants was \$41.8 million to the University of Oregon Lorry I. Lokey Interdisciplinary Science Initiative.

“The rising challenges and financial uncertainty facing our community has only reinforced how critical innovative partnerships are to mobilizing the people and resources needed for community problem-solving.”

*Rose Lincoln Hamilton, President and CEO
The Greater Tacoma Community Foundation*

¹⁹ When analyzing the giving habits of the 19 foundations that reported in both 2008 and 2010.

²⁰ Grants from donor-advised funds (and other designated funds) constitute the greatest proportion of community foundation giving. These grants, while approved by the Community Foundation board, follow the advice and discretion of individual donors.



ALASKA

Giving down by 17% from 2008

This decrease largely reflects a decrease in corporate giving. Total dollars from corporate giving declined 64%, from \$21.4 million in 2008 to \$7.6 million in 2010.²¹ Total contributions from community foundations also declined over the same time period, from \$9.6 million to \$7.6 million. Total giving from private foundations increased by 18%, from \$39 million to \$46 million.

Grants to Alaska Natives represented 10% of total dollars, approximately \$8 million. The Rasmuson Foundation donated 59% of those dollars to Alaska Natives, followed by the Alaska Mental Health Trust Authority which donated 9%.

The proportion of dollars for Public Benefit increased from 12% in 2008 to 23% in 2010, largely due to increased dollars for community and economic development.

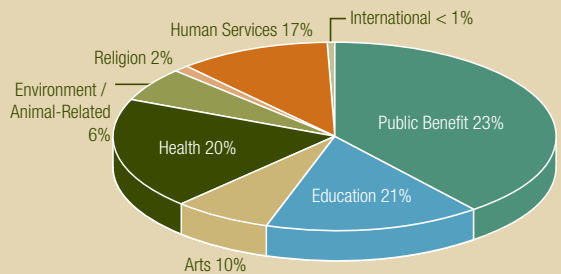
**TOTAL GIVING FROM
51 FOUNDATIONS:** \$79,673,893
NUMBER OF GRANTS: 1,194

MEDIAN GRANT: \$12,000
**INCREASED GIVING
2004 TO 2010:** 16%²²

TOP 10 FUNDERS TO ALASKA

1. Rasmuson Foundation (AK)
2. Alaska Mental Health Trust Authority (AK)
3. ConocoPhillips (AK)
4. Mat-Su Health Foundation (AK)
5. Alaska Community Foundation (AK)
6. National Fish and Wildlife Foundation (OR)
7. Bill & Melinda Gates Foundation (WA)
8. M. J. Murdock Charitable Trust (WA)
9. BP Foundation (TX)
10. Atwood Foundation (AK)

Grant Dollars by Subject Area Alaska 2010



²¹ When comparing the 33 funders that reported in both 2008 and 2010.

²² When comparing the 34 funders that reported in both 2004 and 2010.



IDAHO

More than 70% of dollars donated to Education

Educational institutions and programs received more than \$44 million in 2010. The J.A. and Kathryn Albertson Foundation contributed 58% of the Education funds – awarding nearly \$26 million in grants to charter schools, colleges and universities. The Micron Foundation made the largest award for educational purposes with a \$10.8 million grant to Boise State University for the promotion of science, technology, engineering and mathematics (STEM). Nine of the top ten grant recipients in 2010 were colleges and universities.

Dollars targeted to Public Benefit grew by 47% from 2008 to 2010.²³ The Northwest Area Foundation (MN) was the largest funder within the category, contributing \$3.1 million to support poverty reduction and prosperity building strategies.

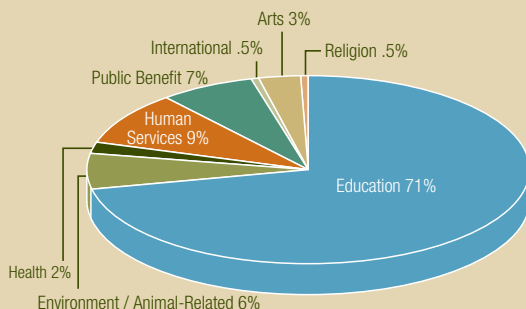
TOTAL GIVING FROM
83 FOUNDATIONS: \$63,115,341
NUMBER OF GRANTS: 1,523

MEDIAN GRANT: \$3,600
INCREASE BETWEEN
2004 AND 2008: 49%²⁴

TOP 10 FUNDERS TO IDAHO

1. J.A. and Kathryn Albertson Foundation (ID)
2. Micron Foundation (ID)
3. Laura Moore Cunningham Foundation (ID)
4. Northwest Area Foundation (MN)
5. Idaho Community Foundation (ID)
6. E.L. & B.G. Lightfoot Foundation (OR)
7. John F. Nagel Foundation (ID)
8. Bill & Melinda Gates Foundation (WA)
9. Community Foundation of Jackson Hole (WY)
10. Paul G. Allen Family Foundation (WA)

Grant Dollars by Subject Area Idaho 2010



²³ When comparing the 77 funders that reported in both 2008 and 2010.

²⁴ When comparing the 38 funders that reported in both 2004 and 2010.



MONTANA

Environment received 45% of dollars

The Wyss Foundation (DC) made the largest gift to the Environmental sector, \$14.4 million to The Nature Conservancy. Large grants from the Wyss Foundation and other funders leveraged nearly \$400 million in public funds over the past several years. Reflecting these large grants, 68% (\$31.2 million) of total contributions to Montana came from grantmakers located outside the state.

“When private foundations, the public sector and local nonprofits work together, Montana wins. Philanthropic partnerships have a proven track record of enriching our communities, protecting our outdoor heritage and delivering results that keep Montana the best place on earth to live, work and raise a family.”

Senator Max Baucus

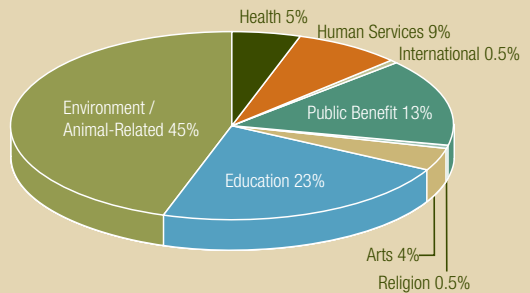
**TOTAL GIVING FROM
84 FOUNDATIONS:** \$45,769,018
NUMBER OF GRANTS: 1,032

MEDIAN GRANT: \$5,000
**INCREASE BETWEEN
2004 AND 2008:** - 3%²⁵

TOP 10 FUNDERS TO MONTANA

1. Wyss Foundation (DC)
2. Dennis and Phyllis Washington Foundation (MT)
3. W.K. Kellogg Foundation (MI)
4. The Montana Community Foundation (MT)²⁶
5. M. J. Murdock Charitable Trust (WA)
6. Gilhousen Family Foundation (MT)
7. Northwest Area Foundation (MN)
8. Student Assistance Foundation (MT)
9. Ford Foundation (NY)
10. Paul G. Allen Family Foundation (WA)

Grant Dollars by Subject Area Montana 2010



²⁵ When comparing the 40 funders that reported in both 2004 and 2010.

²⁶ Montana Community Foundation data is included on the state-level page only and not in the broader regional analysis due to late submission.



OREGON

Total dollars increased due to Education funders

Support for Education grew by 37% from 2008 to 2010.²⁷ An estimated 42% (\$148 million) of all dollars and 20% (1,213) of all grants benefitted Education in 2010. Colleges and universities received more than \$132 million.

Dollars targeted to Public Benefit grew by more than 200% from 2008 to 2010 to a total of \$31 million. The Northwest Area Foundation (MN) was the largest funder in the category.

More than 53% of total dollars to Oregon came from foundations located outside of the state. The Silicon Valley Community Foundation (CA) contributed more than \$73 million, most of which benefitted higher education.²⁸

TOTAL GIVING FROM

135 FOUNDATIONS: \$349,704,275

NUMBER OF GRANTS: 6,153

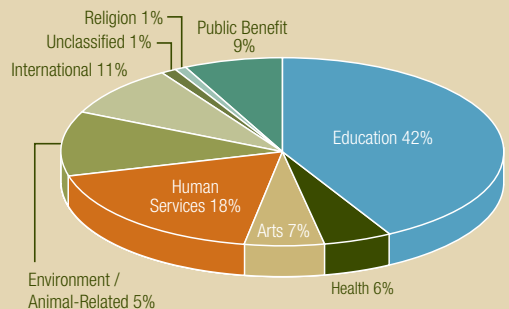
MEDIAN GRANT: \$6,800

**INCREASE BETWEEN
2004 AND 2008:** 80%²⁸

TOP 10 FUNDERS TO OREGON²⁹

1. Silicon Valley Community Foundation (CA)
2. Oregon Community Foundation (OR)
3. James F. and Marion L. Miller Foundation (OR)
4. Ann and Bill Swindells Charitable Trust (OR)
5. Meyer Memorial Trust (OR)
6. Dennis and Phyllis Washington Foundation (MT)
7. Northwest Area Foundation (MN)
8. Ford Family Foundation (OR)
9. Bill & Melinda Gates Foundation (WA)
10. M. J. Murdock Charitable Trust (WA)

Grant Dollars by Subject Area Oregon 2010



²⁷ When comparing the 106 funders that reported in both 2008 and 2010.

²⁸ When comparing the 67 funders that reported in both 2004 and 2010.

²⁹ NoVo Foundation (NY), which contributed \$30 million to the Nike Foundation (OR) for The Girl Effect project, is not included in the top ten since all funds were directed to Rwanda, Ethiopia and Nigeria.



WASHINGTON

Corporations increased giving by 40% in 2010

Corporate giving represented 15% (\$77 million) of total dollars to the state in 2010. Microsoft was the largest contributor, giving \$32.2 million in cash donations and matching gifts. The Boeing Company contributed \$24.6 million.

The Bill & Melinda Gates Foundation accounted for 36% of all grant dollars in 2010, including a \$35.5 million multiyear award to PATH (Program for Appropriate Technology in Health).

When excluding the Gates Foundation, giving grew by 2% from 2008. Including the Gates Foundation, giving to the state decreased by 29% from 2008, reflecting decreases in major gifts to PATH.³⁰

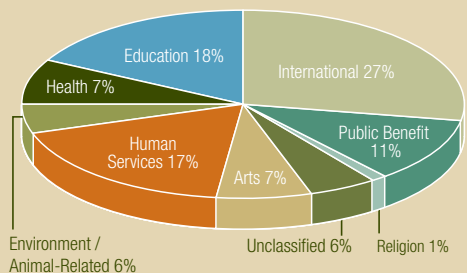
**TOTAL GIVING FROM
225 FOUNDATIONS:** \$519,498,674
NUMBER OF GRANTS: 8,040

MEDIAN GRANT: \$10,000
**INCREASE BETWEEN
2004 AND 2008:** 6%³¹

TOP 10 FUNDERS TO WASHINGTON

1. Bill & Melinda Gates Foundation (WA)
2. Microsoft Corporation (WA)³²
3. The Seattle Foundation (WA)
4. United Way of King County (WA)
5. The Boeing Company (WA)³³
6. The Norcliffe Foundation (WA)
7. Paul G. Allen Family Foundation (WA)
8. M. J. Murdock Charitable Trust (WA)
9. Community Foundation for Southwest Washington (WA)
10. Gary E. Milgard Family Foundation (WA)

Grant Dollars by Subject Area Washington 2010



³⁰ When comparing the 179 funders that reported in both years.

³¹ When comparing the 123 funders that reported in both 2004 and 2010. Excluding the Gates Foundation, giving rose 22% from 2004 to 2010.

³² Microsoft cash matching totaled \$23.9 million, or 72% of total dollars to Washington.

³³ Includes Boeing Employees Community Fund of Puget Sound data.



WYOMING

More than 36% of dollars given from outside the state

Of the \$28.5 million dollars to Wyoming, \$10.3 million were from private foundations outside the state. Combined with those in state, private foundations contributed 51% (\$14.5 million) of total dollars. Total giving from community foundations represented 37% (\$10.5 million) of all dollars. Corporate giving represented approximately 12% (\$3.2 million) of total dollars.

Human Services received 27% (\$7.8 million) of grant dollars in 2010. Green House Living for Sheridan, a project of Alternative Elder Living Inc., received the greatest proportion of Human Services dollars with two lead grants totaling \$900,000 from the Joe and Arlene Watt Foundation (WY) and the Homer and Mildred Scott Foundation (WY).

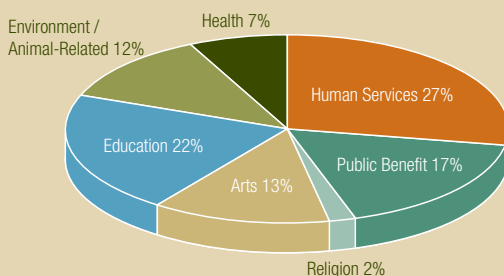
TOTAL GIVING FROM
51 FOUNDATIONS: \$28,503,793
NUMBER OF GRANTS: 1,124

MEDIAN GRANT: \$5,000
INCREASE BETWEEN
2008 AND 2010: -19%³⁴

TOP 10 FUNDERS TO WYOMING

1. Community Foundation of Jackson Hole (WY)
2. Oro Y Plata Foundation (MT)
3. Daniels Fund (CO)
4. Whitney Benefits (WY)
5. Wyoming Community Foundation (WY)
6. Grainger Foundation Inc. (IL)
7. Joe and Arlene Watt Foundation (WY)
8. Homer and Mildred Scott Foundation (WY)
9. John P. Ellbogen Foundation (WY)
10. Guthrie Family Foundation (WY)

Grant Dollars by Subject Area Wyoming 2010



³⁴ When comparing the 34 funders that reported in both 2008 and 2010. 2008 was the first year Wyoming was included in *Trends*.

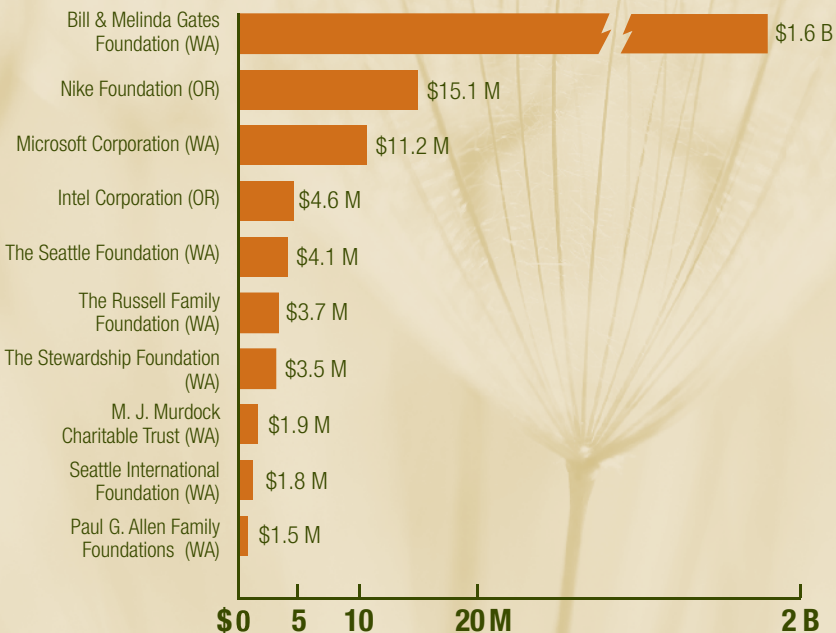
INTERNATIONAL GIVING

116 NORTHWEST FOUNDATIONS AND CORPORATIONS GRANT WORLDWIDE

Northwest foundation support for international work totaled nearly \$1.7 billion. In addition to supporting Northwest nonprofits engaged in international work, this total includes grants to organizations outside the Northwest, a dataset not included in prior sections of this report.³⁵

- Total international giving declined 45% among 66 funders reporting in both 2008 and 2010. In 2008, total giving from these funders exceeded \$3 billion, compared to \$1.65 billion in 2010.
- International giving by the Bill & Melinda Gates Foundation declined by 46%, from \$2.9 billion in 2008 to \$1.6 billion in 2010, explaining much of the overall decline.
- When excluding the Gates Foundation, international giving declined by approximately 9%, or \$6 million.
- In 2010, 94% of international dollars came from the Bill & Melinda Gates Foundation. An additional 115 Northwest foundations and corporations made approximately 1,700 grants totaling \$59 million to support international work in 2010.

Top Ten Northwest Foundations Supporting International Work, 2010



³⁵ Number of international grants analyzed = 1,813.

Top International Recipient Organizations (Including the Gates Foundation)

Rank	Recipient	Total Received
1	World Health Organization (Switzerland)	\$357,507,419
2	Global Alliance for TB Drug Development (NY)	\$164,910,038
3	UNICEF (NY)	\$133,270,628
4	PATH (WA) ³⁶	\$112,599,037
5	International Bank for Reconstruction and Development (DC)	\$58,933,347
6	Liverpool School of Tropical Medicine (UK)	\$51,499,862
7	CARE (GA)	\$38,073,253
8	NIKE Foundation (OR)	\$32,998,500
9	United Nations Foundation (DC)	\$32,193,691
10	Alliance for a Green Revolution in Africa (Kenya)	\$28,000,000

Top International Recipient Organizations (Excluding the Gates Foundation)

Rank	Recipient	Total Received
1	NIKE Foundation (OR) ³⁷	\$30,000,000
2	PATH (WA)	\$3,176,417
3	Mercy Corps (OR)	\$2,817,721
4	EastWest Institute (NY)	\$2,350,000
5	Global Partnerships (WA)	\$1,702,250
6	CARE (GA)	\$1,541,990
7	National Bureau of Asian Research (WA)	\$1,277,500
8	International Bank for Reconstruction and Development (DC)	\$1,000,000
9	Medical Teams International (OR)	\$989,997
10	World Vision (WA)	\$976,913

“Technology, globalization, and changing regional demographics have broadened our sense of community and deepened our connection to the world’s most pressing issues, making it vital to provide opportunities for our Northwest community to invest in improving the health of our global community.”

*Norman B. Rice, President and CEO
The Seattle Foundation*

³⁶ The largest grant to PATH in 2008 was a \$168 million award from the Bill & Melinda Gates Foundation; as a comparison, total Gates funding to PATH was \$109.4 million in 2010.

³⁷ NoVo Foundation (NY) contributed a single \$30 million grant to the Nike Foundation (OR) for The Girl Effect project.

SUBJECT AREAS BY SUBCATEGORY

Subject Area / Subcategory	Grant Total	% of Subject Area	% of Overall
Arts	\$76,806,345	100%	7.09%
Arts & Culture	\$8,258,633	10.75%	0.76%
Arts Services	\$4,474,918	5.83%	0.41%
Historical Societies & Historic Preservation	\$3,898,687	5.08%	0.36%
Humanities	\$709,459	0.92%	0.07%
Media & Communications	\$6,721,543	8.75%	0.62%
Museums	\$23,993,437	31.24%	2.21%
Performing Arts	\$26,830,227	34.93%	2.48%
Visual Arts	\$1,919,441	2.50%	0.18%
Education	\$317,525,045	100%	29.29%
Adult Education	\$1,200,933	0.38%	0.11%
Colleges & Universities; Graduate & Professional Schools	\$222,166,237	69.97%	20.50%
Education Support & Services	\$24,473,659	7.71%	2.26%
Elementary & Secondary Schools	\$43,527,459	13.71%	4.02%
Libraries	\$11,594,877	3.65%	1.07%
Scholarships & Student Financial Aid	\$7,490,723	2.36%	0.69%
Two-Year Colleges, Vocational & Technical Schools	\$7,071,157	2.23%	0.65%
Environment / Animal-Related	\$77,169,821	100%	7.12%
Animal Protection & Welfare	\$3,902,108	5.06%	0.36%
Botanical Gardens & Arboreta	\$1,062,349	1.38%	0.10%
Environment & Animal Support	\$8,281,126	10.73%	0.76%
Environmental Education	\$2,642,967	3.42%	0.24%
Natural Resources Conservation & Protection	\$51,849,662	67.19%	4.78%
Wildlife Preservation & Protection	\$6,147,427	7.97%	0.57%
Zoos & Aquariums	\$3,284,181	4.26%	0.30%
Health	\$82,029,946	100%	7.57%
General & Rehabilitative Services	\$47,777,479	58.24%	4.41%
Medical Research	\$11,024,582	13.44%	1.02%
Mental Health & Crisis Intervention	\$19,560,493	23.85%	1.80%
Specific Diseases	\$3,667,392	4.47%	0.34%
Human Services	\$182,880,025	100%	16.87%
Centers	\$10,713,616	5.86%	0.99%
Children & Youth Services	\$23,062,925	12.61%	2.13%
Crime, Justice & Legal Services	\$8,424,964	4.61%	0.78%
Emergency Assistance	\$1,628,213	0.89%	0.15%
Employment/Jobs	\$6,464,336	3.53%	0.60%
Family Services	\$12,270,067	6.71%	1.13%
Food, Nutrition & Agriculture	\$13,160,574	7.20%	1.21%
Housing & Shelter	\$17,507,856	9.57%	1.62%
Human Services Support	\$4,518,245	2.47%	0.42%
Multipurpose	\$32,299,414	17.66%	2.98%
Personal Social Services	\$1,675,770	0.92%	0.15%
Public Safety, Disaster Preparedness & Relief	\$662,639	0.36%	0.06%
Recreation & Sports	\$9,567,804	5.23%	0.88%
Residential Care & Adult Day Programs	\$4,171,086	2.28%	0.38%
Youth Development	\$36,752,516	20.10%	3.39%
International³⁵	\$181,110,358	100%	16.71%
Global Health	\$121,371,978	67.02%	11.20%
International Affair/Foreign Policy, Other	\$448,442	0.25%	0.04%
International Development	\$42,128,276	23.26%	3.89%
International Environment, Population & Sustainability	\$2,145,000	1.18%	0.20%
International Human Rights, Peace & Security	\$819,164	0.45%	0.08%
International Relief	\$11,293,529	6.24%	1.04%
International Understanding/Cultural Exchange	\$2,903,970	1.60%	0.27%
Public Benefit	\$123,643,714	100%	11.41%
Civil Rights, Social Action & Advocacy	\$5,783,973	4.68%	0.53%
Community Improvement & Capacity Building	\$42,700,262	34.53%	3.94%
Government & Public Administration	\$14,042,735	11.36%	1.30%
Leadership Development	\$871,450	0.70%	0.08%
Military & Veterans' Associations	\$459,240	0.37%	0.04%
Philanthropy, Voluntarism & Grantmaking	\$46,027,115	37.23%	4.25%
Public & Societal Benefit, Other	\$2,713,396	2.19%	0.25%
Public Utilities & Telecommunications	\$1,161,731	0.94%	0.11%
Social Science, Science & Technology	\$9,506,843	7.69%	0.88%
Transportation	\$376,970	0.30%	0.03%
Religion	\$10,788,713	100%	1.00%
Christianity	\$8,627,538	79.97%	0.80%
Judaism	\$1,479,566	13.71%	0.14%
Other	\$681,610	6.32%	0.06%
Uncategorized	\$31,988,030		3%
Grand Total	\$1,083,941,998		100%³⁷

³⁵ Includes grants to Northwest organizations only.

³⁶ Percentages may not add to 100% due to rounding.



MORE THAN 70% OF FOUNDATION LEADERS responding to a recent Philanthropy Northwest survey forecast that their giving will **REMAIN STABLE OR INCREASE UP TO 10% IN 2012**, suggesting a modest recovery in philanthropic giving on the heels of the worst economic crisis in seventy years.

A complete description of the methodology for this report, as well as a complete list of grantmakers whose data is included, can be found at www.PhilanthropyNW.org.

Thank you to our generous *Trends in Northwest Giving* Sponsors:

BILL & MELINDA
GATES foundation



DENNIS & PHYLLIS
WASHINGTON
FOUNDATION



Microsoft
Your potential. Our passion.™

THE PAUL G. ALLEN
FAMILY FOUNDATION



SEATTLE
INTERNATIONAL
FOUNDATION

Thank you to the Foundation Center for contributing to this report.

Thank you to the *Trends in Northwest Giving* staff: Barbara Dingfield and Kristen Holway.



Philanthropy Northwest

2101 Fourth Avenue, Suite 650
Seattle, WA 98121

Ph: 206-443-8430 **Fax:** 206-441-4622

Toll free: 1-877-769-2752 or 877-PNW-ASK2

info@PhilanthropyNW.org

www.PhilanthropyNW.org